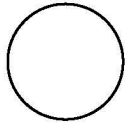
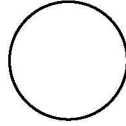


# NOUR MIRA

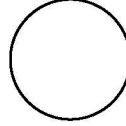
DÉTERMINEZ VOTRE TAILLE DE DOIGT / FIND YOUR FINGER SIZE



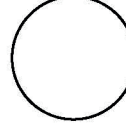
T 49  
Ø 15,6mm




T 50  
Ø 15,9mm




T 51  
Ø 16,2mm




T 52  
Ø 16,6mm




T 53  
Ø 16,8mm



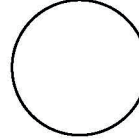
T 54  
Ø 17,2mm



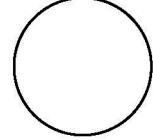
T 55  
Ø 17,5mm




T 56  
Ø 17,8mm



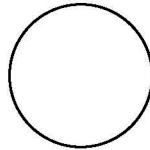
T 57  
Ø 18,2mm




T 58  
Ø 18,5mm



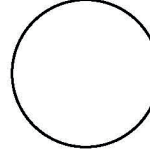
T 59  
Ø 18,8mm




T 60  
Ø 19,1mm



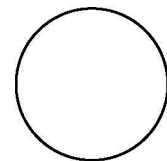
T 61  
Ø 19,4mm



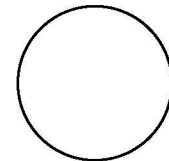
T 62  
Ø 19,7mm



T 63  
Ø 20,1mm



T 64  
Ø 20,4mm



T 65  
Ø 20,7mm

DÉTERMINEZ VOTRE TAILLE DE DOIGT / FIND YOUR FINGER SIZE

Imprimez cette page à l'échelle 100% (une fois cette feuille imprimée, vérifiez que le trait ci-dessous mesure bien 10 cm). Placez l'anneau sur le guide: le diamètre intérieur de l'anneau doit correspondre au diamètre intérieur du cercle.



Print this page to 100% scale (and when you print it, check that the line below is 10 cm). Place the ring on the guide: the inside diameter of the ring must match the inside diameter of the circle.